

Nothing ventured. Plenty gained.



We can show you more.®

A GUIDE FOR AGENT CENTER USERS

www.cna.com



Take the guided approach to insurance answers on the new CNA.com.

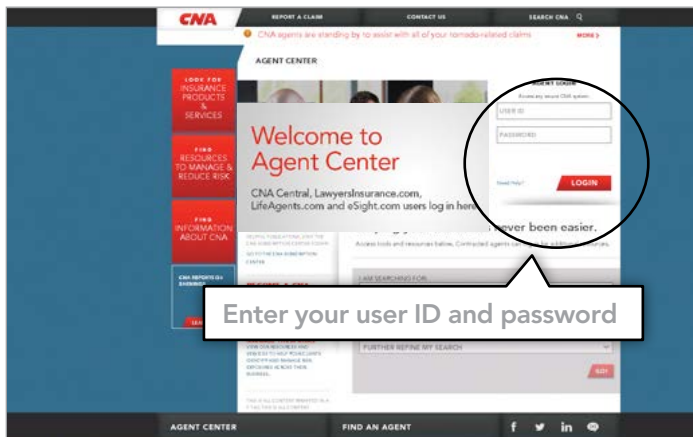
Soon, when you go to CNA.com, you'll find an exciting new website designed to provide a guided and simplified experience for our visitors. Your Agent Center login user ID and password will stay the same and once you log in, your experience won't change. When the new site goes live, we hope you will take advantage of everything the new CNA.com has to offer as we guide you through our complete product and service offering. Explore our new site with the confidence of knowing that you now have the right tools and information — at your fingertips — to help your clients understand and manage their specific business risks.

Watch for our new site, coming soon.



Current CNA Agent Center Login Experience

Currently, to log in to Agent Center on CNA.com (CNA.com/agentcenter) you enter your user ID and password. Then you click "Login" and proceed with your work.



New CNA Agent Center Login Experience

STEP 1

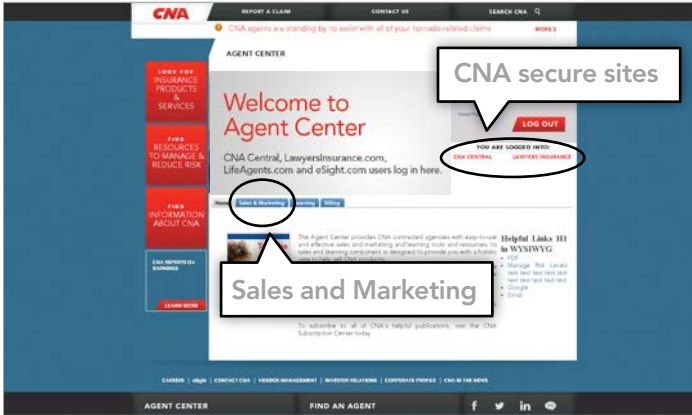
Soon, when you go to Agent Center, you will find the new CNA.com Agent Center page.

Alternatively, you can also go to CNA.com and click the "Agent Center" link.

The new Agent Center page is the new single login location for all secure CNA sites. You can access all your secure CNA agent sites from this page.

You can also access any publicly available content from this page. Simply select what you're looking for using the appropriate drop down menus.

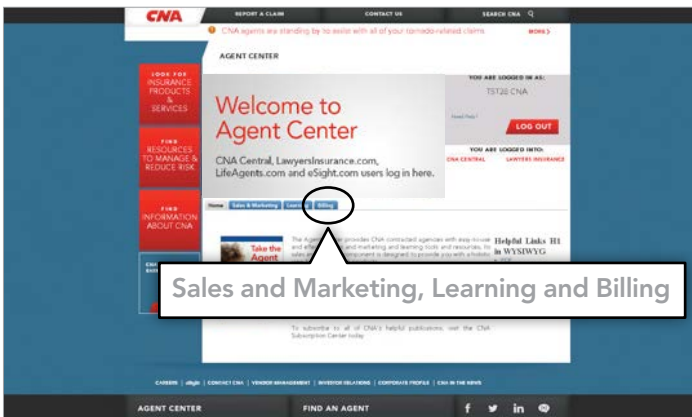
To log in, enter your user ID and password in the upper right hand section of the page. Click the "Login" button.



STEP 2

Once you are logged into Agent Center, in the right column you will see listed all of the CNA secure sites for which you have access.

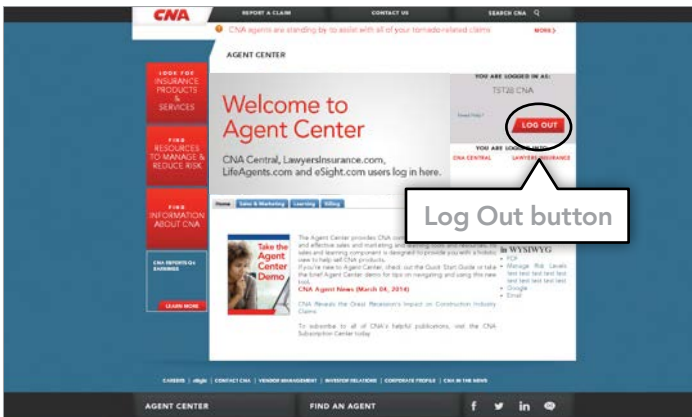
You will also see tabs for the portions of Agent Center you have access to, including Agency Bill Pay, Sales and Marketing, and Learning.



Explore Agent Center on CNA.com

Agent Center contains a wealth of information to help you grow and manage your book of business:

- Search for marketing and co-branded materials, upload mailing lists, and perform other marketing related tasks in our Sales and Marketing tab.
- View your consolidated bill under the Agency Bill Pay tab (available if you use that system).
- Access our subscription center, and view CNA Agent eNews — our bi-monthly newsletter.
- Navigate to other locations in CNA.com using the red boxes or other links on the page.



Logging Out of Agent Center

You can log out of Agent Center by clicking the "Log Out" button.

Let us guide you. For more information, call 1-800-CNA-2000 or email cna_help@cna.com.

Once the new CNA.com launches, you can also visit www.cna.com/AgentCenter and click on the "Need Help?" link for assistance logging into Agent Center.

